


TIERS & DOORS OPTIONS

TIERS



1-6 Tiers

DOOR VENTING OPTIONS



Horizontal



Lattice Mesh




Full Lattice Mesh


NOTES:

1. Most lockers are available in banks of 1, 2, and 3.


SPECIALTY STYLE OPTIONS



Z-Locker



Athletic
(open locker no door)



Utility
(open locker no door)



Cubbies
(open locker no door)

NOTE: Job-Specific Specifications for all orders are located on shop drawing layouts.

Custom Configurations are available.

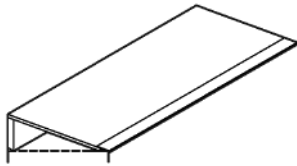
(Drawings are not to scale)

SPECIALTY STYLE OPTIONS

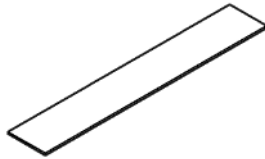
Bases, Fillers, Hooks, Handles, Hinges, Locks and Tops

TOPS

Slope

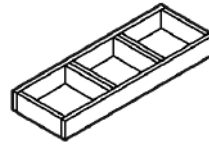


Flat



LOCKER BASE

4" high black base, 1" thick. Bases are assembled in the field



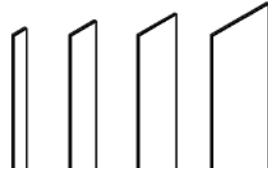
HANDLE

Ergonomic handle, designed to meet ADA code compliance



FILLERS

4", 8", 12", 18" widths



72" height

LOCK OPTIONS

Tufftec Locker® systems support a variety of locking options, including:



Padlock



Coin Key



Key



Digi Lock



In-Door Combination Lock

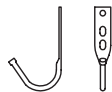
ENGRAVING



Custom engraving of team logos and other symbols available in one-color or two-color options.

HOOKS

Metal j-hook



Double-prong black coat hook



Garment Bar



ADA COMPLIANCE PACKAGE

ADA compliant conversion kits available with ADA plaques, adjustable shelves and clips.



PLASTIC BENCHES

1 1/2" thick plastic benches to match color locker selections.



HINGE

Heavy duty extruded aluminum with corrosion-free stainless steel pin for years of superior corrosion free performance. Available in silver and black.



NOTE: Job-Specific Specifications for all orders are located on shop drawing layouts.

Custom Configurations are available.

(Drawings are not to scale)